



# EARNING A LIVING IN MINNESOTA

## ABOUT

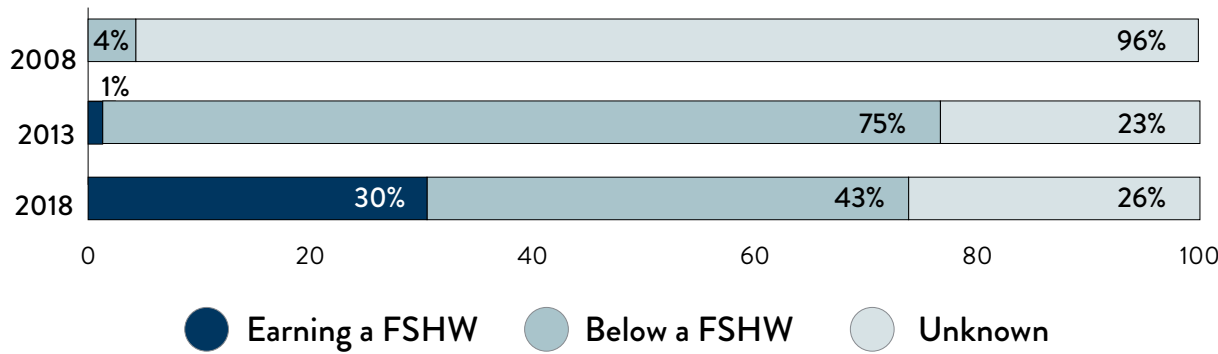


sleds.mn.gov

This infographic is based on the report “Trends, Transitions, and Subgroup Differences on the Pathway to a Family-Sustaining Hourly Wage for Minnesota Students” by the Center for Applied Research and Educational Improvement (CAREI). The study describes the educational pathways Minnesota individuals take from the time they entered high school and explores whether or not these pathways led individuals to earn a family-sustaining hourly wage as an adult to up to 10 years after high school.

\*Percentages may not add up to 100% due to rounding.


### EVOLUTION OF EARNINGS IN A 10-YEAR SPAN



Ten years after entering a Minnesota high school in 2008, 30% of these Minnesota students were earning a family-sustaining hourly wage (FSHW).

### Unknown Category

“Unknown” includes individuals who didn’t appear in Minnesota wage records, including, for example, unemployed or self-employed individuals, or federal or out-of-state employees.



### FSHW

A family-sustaining hourly wage is the amount of money an individual needs to earn in order to raise a family in their location based on cost of living.

### COLLEGE GRADUATES ARE MORE LIKELY TO EARN A FAMILY-SUSTAINING HOURLY WAGE

Those individuals more likely to earn a family-sustaining hourly wage 10 years after entering high school in 2008 had:



Graduated from high school on time as compared to delayed high school graduation or GED completion or no high school diploma, and

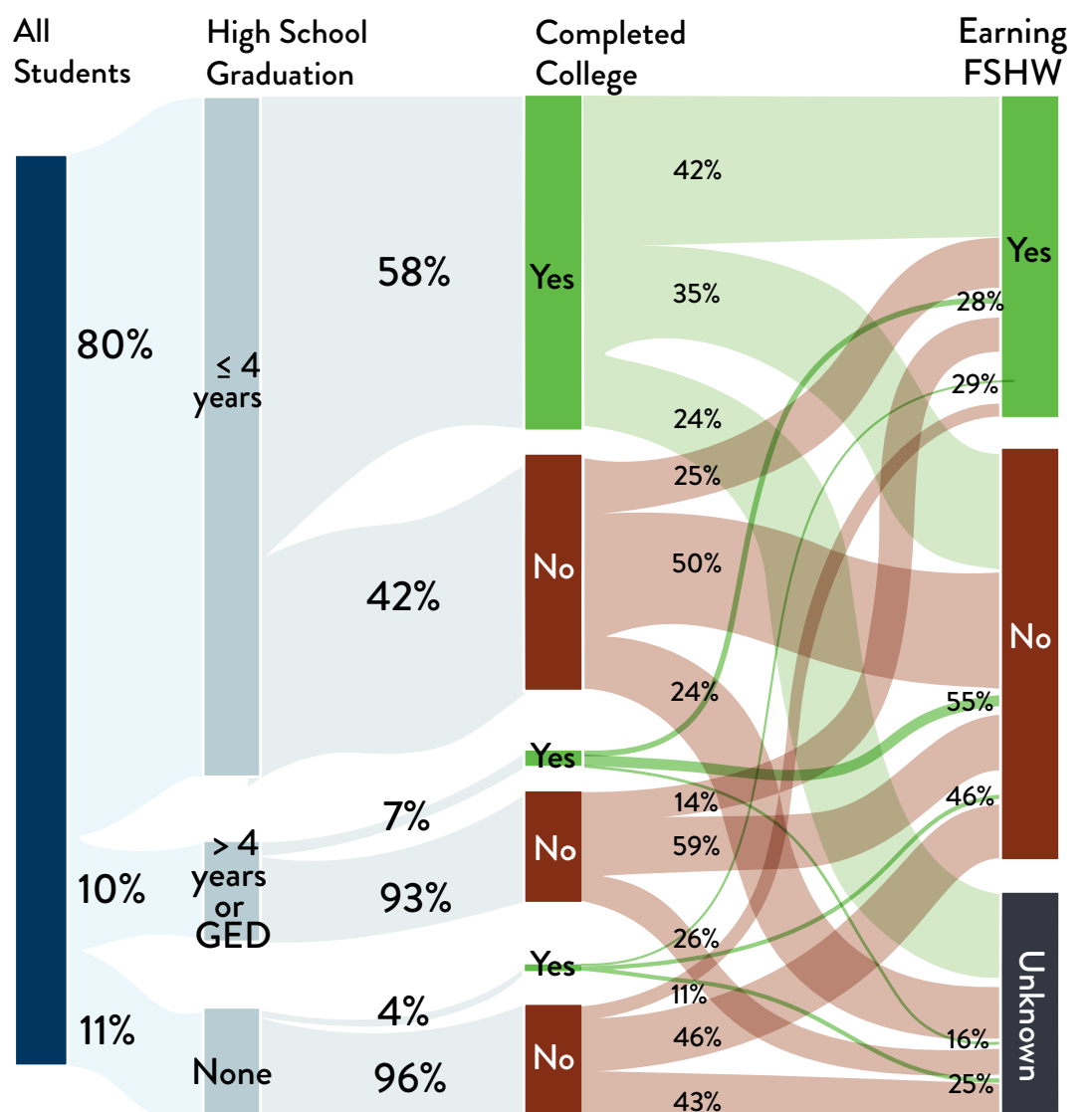


Completed college, as compared to no college completion, for a given high school graduation status.

### Completing College

It refers to completing:

- Certificate programs
- Associate degrees
- Bachelor’s degree
- Master’s degrees and beyond



**FEMALE COLLEGE GRADUATES WERE LESS LIKELY TO EARN A FAMILY-SUSTAINING HOURLY WAGE**

**Postsecondary Graduation**

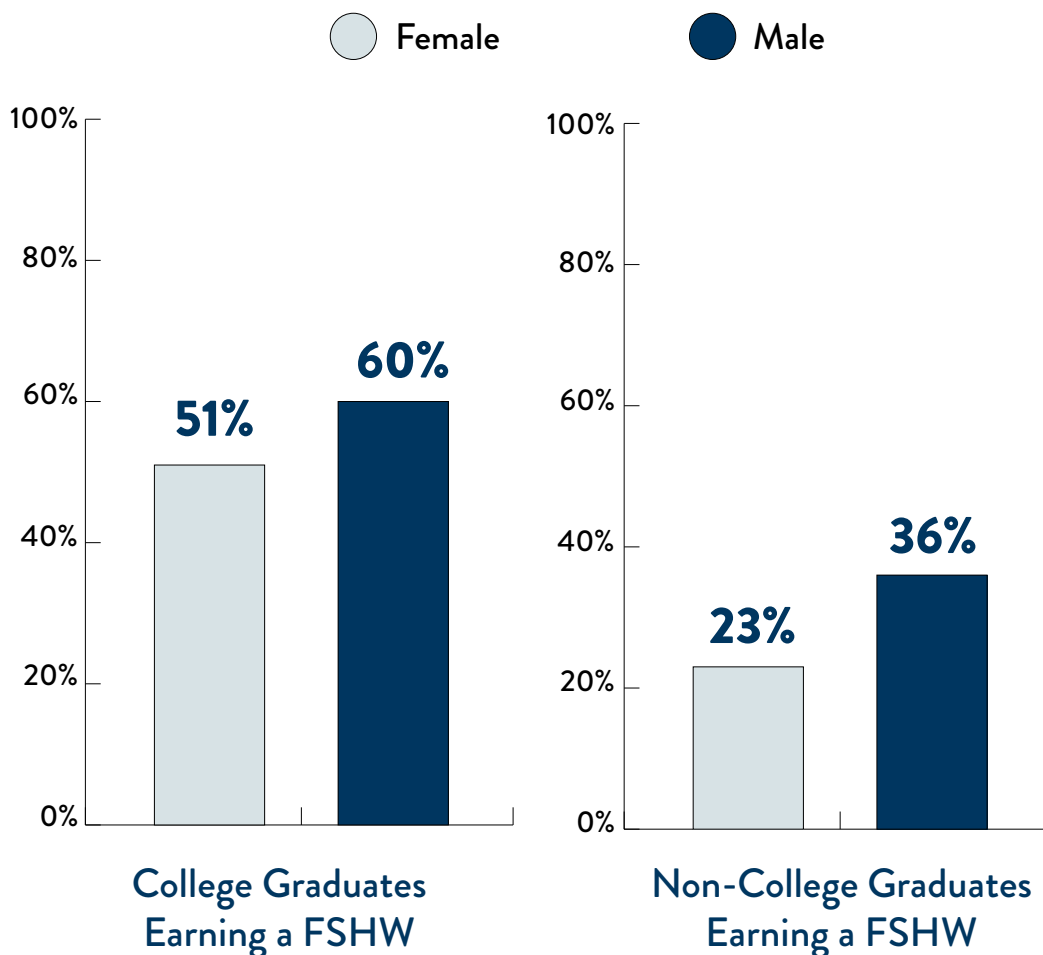
Compared to males, female students were more likely to complete college, but were less likely to earn a family-sustaining hourly wage following graduation.



**60%**  
of females were college graduates



**44%**  
of males were college graduates



**WAGE GAPS**

Besides gender, the study found that other subgroups, such as ethnicity and free or reduced-price lunch, also showed wage gaps. Read the [report](#) or refer to the [dashboard](#) to learn more.

**STUDENTS' WAGE OUTCOMES DIFFER THROUGHOUT MINNESOTA REGIONS**



Students from outside of the Metro area were more likely to eventually earn a family-sustaining hourly wage, but this could be partially due to the higher cost-of-living in the Metro area.



The cost-of-living varies across the state. For example, a Family-Sustaining Hourly Wage is \$19.51 in the Metro area and \$14.41 in the Southwest region.

